




LASER POINT II[®]

thermal ablative film




Precision Coatings, Inc.
8120 Goldie Street
Walled Lake, MI 48390
(248) 363 - 8361

A solvent resistant, black, IR - UV absorbing coating on an optically clear polyester base.

HANDLING CHARACTERISTICS

Laser Point Thermal Ablative film can be handled in normal room light.

- ▶ No darkrooms
- ▶ No special lighting
- ▶ Solvent resistant
- ▶ Imaged with most Flexographic Platesetters
- ▶ Image quality equal to best conventional films



DRY FILM - NO WET PROCESSING

Laser Point II requires no processing. Simply image, remove and expose to plate.



- ▶ No chemicals
- ▶ No disposal cost
- ▶ No processor maintenance
- ▶ No plumbing

PLATESETTER FILM or PROOF

Laser Point II is imaged using the same platesetter that is used to make flexographic plates.

- ▶ No expensive imagesetter needed to make silver halide films or proofs
- ▶ Use existing platesetter
- ▶ No additional film required

WIDE STORAGE LATITUDE

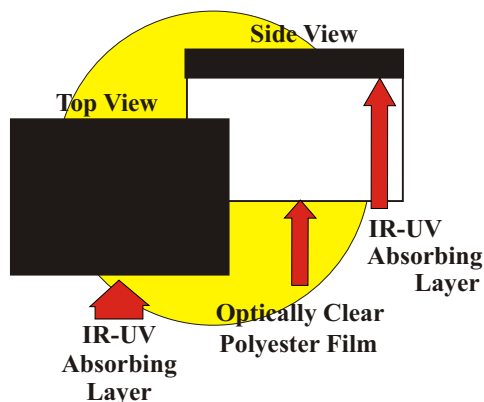
Wide storage latitude is a characteristic of Laser Point allowing the film to be stored in wide variety of environments from temperatures as low as 40F to a high of 150F. This extreme latitude eliminates the need for special temperature and humidity controlled storage areas.

Recommended Storage Conditions 40F - 150F 10% - 90%RH

Tested on the Following Equipment



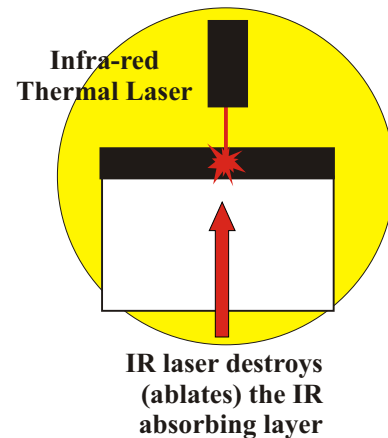
IMAGE GENERATION



CAUTION
Laser Point II should **ONLY** be exposed with a laser that employs vacuum debris cleaning capability.

Film Cleaners

If a film cleaner is required to remove dirt, dust or other surface debris, any water or solvent based silver halide or diazo film cleaner is acceptable. A slight discoloration of the cleaning pad may result but will not affect density or background areas.



Typical Image & Background Properties

VISUAL DMax	> 3.50
UV DMax	> 4.00
VISUAL DMin	< 0.15
UV DMin	< 0.15

Measured with an X-Rite 369 Densitometer. Measurements may vary depending on the densitometer employed.

CAUTION: EXPOSURE PARAMETERS

PLEASE TEST A SAMPLE FIRST TO MAKE SURE THE PROPER LASER IS BEING EMPLOYED

Focus and power tests must be performed to determine proper exposure parameters for each platesetter.